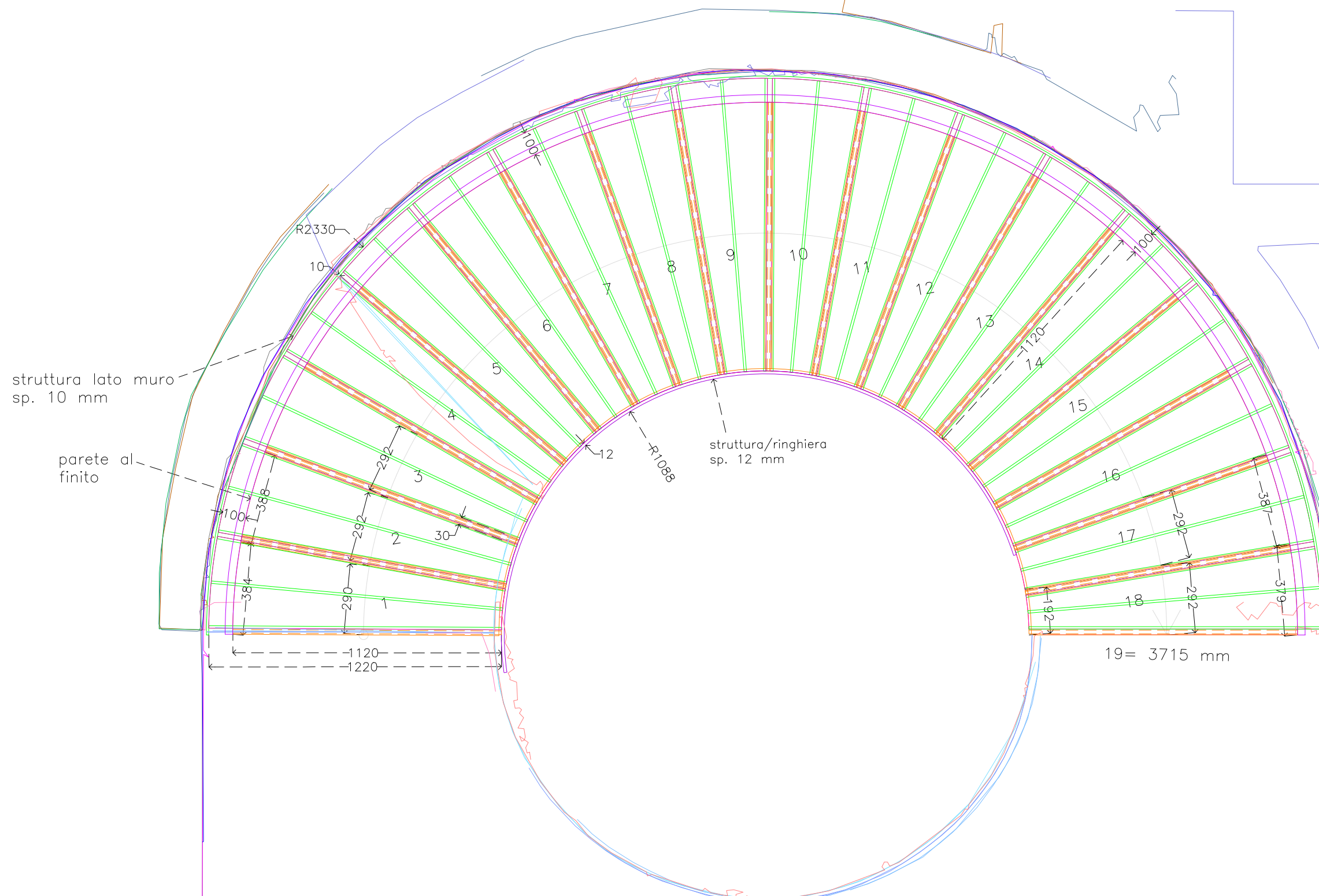


Notes:

1. All ideas, designs, arrangements and plans indicated or represented by this drawing are owned by and the property of INTERBAU and were created, evolved, and developed for use on, and connection with the specified project. None of such ideas, design arrangements or plans shall be used without the permission of INTERBAU.
2. All the dimensions must be verified in field.
3. INTERBAU is not responsible for additional costs and/or delays due to unforeseen field condition that might effect changes of the stair.
4. INTERBAU is not responsible for structural engineering work other than stair structure. GC and/or Architect is responsible to coordinate structure with structural engineer.
5. With the exception of the drawings and technical specifications prepared in these sheets, INTERBAU is not responsible to provide a "set" of construction documents.
6. No changes or alteration to details will be processed or accepted via email, fax or phone. All detail changes must be on INTERBAU drawing.



**01** PIANTA  
piano interrato/piano terra

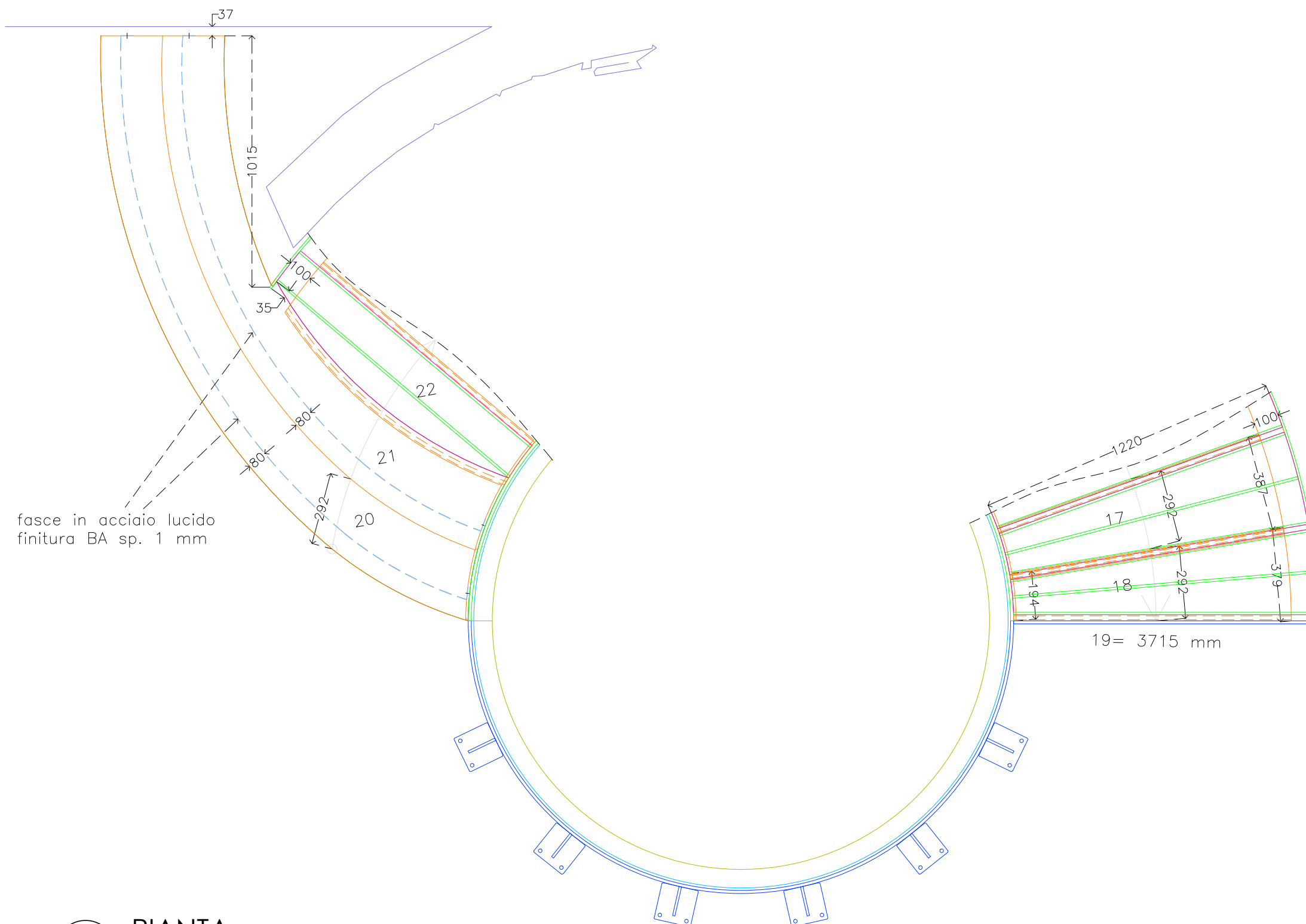
Project Title:  
**SCALA MOD. 500 ELICOIDALE**

Sheet Title:  
**PIANTA**

Drawing No.:	Rev. No.:	Rev. Date:
<b>1</b>		
Scale: AS SHOWN		

Notes:

1. All ideas, designs, arrangements and plans indicated or represented by this drawing are owned by and the property of INTERBAU and were created, evolved, and developed for use on, and connection with the specified project. None of such ideas, design arrangements or plans shall be used without the permission of INTERBAU.
2. All the dimensions must be verified in field.
3. INTERBAU is not responsible for additional costs and/or delays due to unforeseen field condition that might effect changes of the stair.
4. INTERBAU is not responsible for structural engineering work other than stair structure. GC and/or Architect is responsible to coordinate structure with structural engineer.
5. With the exception of the drawings and technical specifications prepared in these sheets, INTERBAU is not responsible to provide a "set" of construction documents.
6. No changes or alteration to details will be processed or accepted via email, fax or phone. All detail changes must be on INTERBAU drawing.



fasce in acciaio lucido  
finitura BA sp. 1 mm

02 **PIANTA**  
balastra piano terra

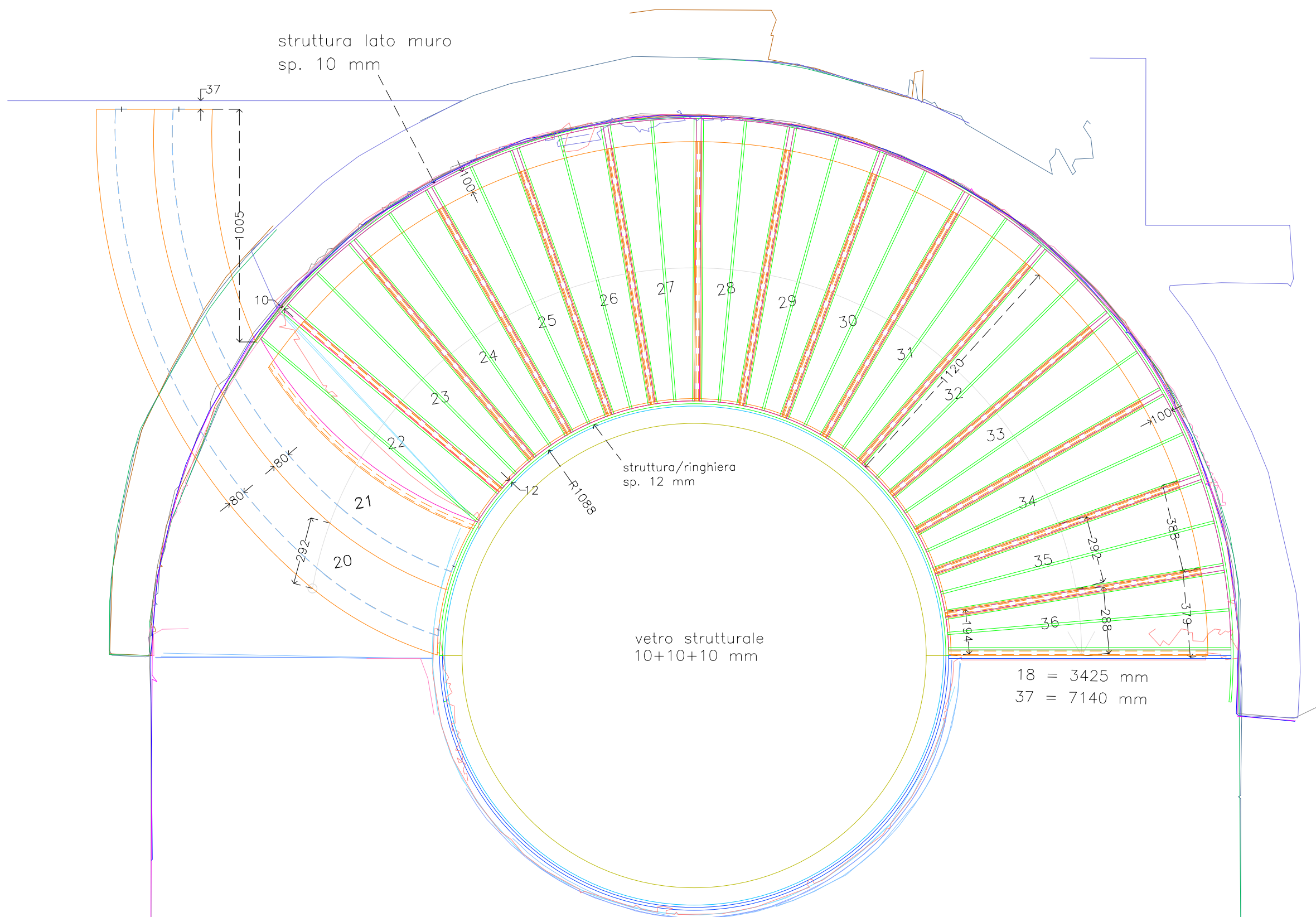
Project Title:  
**SCALA MOD. 500 ELICOIDALE**

Sheet Title:  
**PIANTA BALAUSTR A P.T.**

Drawing No.:	Rev. No.:	Rev. Date:
<b>2</b>		
Scale: AS SHOWN		

Notes:

1. All ideas, designs, arrangements and plans indicated or represented by this drawing are owned by and the property of INTERBAU and were created, evolved, and developed for use on, and connection with the specified project. None of such ideas, design arrangements or plans shall be used without the permission of INTERBAU.
2. All the dimensions must be verified in field.
3. INTERBAU is not responsible for additional costs and/or delays due to unforeseen field condition that might effect changes of the stair.
4. INTERBAU is not responsible for structural engineering work other than stair structure. GC and/or Architect is responsible to coordinate structure with structural engineer.
5. With the exception of the drawings and technical specifications prepared in these sheets, INTERBAU is not responsible to provide a "set" of construction documents.
6. No changes or alteration to details will be processed or accepted via email, fax or phone. All detail changes must be on INTERBAU drawing.



**03** PIANTA  
piano terra/piano primo

Project Title:  
SCALA MOD. 500 ELICOIDALE

Sheet Title:  
PIANTA

Drawing No.:	Rev. No.:	Rev. Date:
<b>3</b>		
Scale: AS SHOWN		

Notes:

1. All ideas, designs, arrangements and plans indicated or represented by this drawing are owned by and the property of INTERBAU and were created, evolved, and developed for use on, and connection with the specified project. None of such ideas, design arrangements or plans shall be used without the permission of INTERBAU.
2. All the dimensions must be verified in field.
3. INTERBAU is not responsible for additional costs and/or delays due to unforeseen field condition that might effect changes of the stair.
4. INTERBAU is not responsible for structural engineering work other than stair structure. GC and/or Architect is responsible to coordinate structure with structural engineer.
5. With the exception of the drawings and technical specifications prepared in these sheets, INTERBAU is not responsible to provide a "set" of construction documents.
6. No changes or alteration to details will be processed or accepted via email, fax or phone. All detail changes must be on INTERBAU drawing.

struttura lato muro  
sp. 10 mm

parete al  
finito

struttura/ringhiera  
sp. 12 mm

19 = 3380 mm  
56 = 10520 mm

**04** PIANTA  
piano primo/piano secondo

Project Title:

SCALA MOD. 500 ELICOIDALE

Sheet Title:

PIANTA

Drawing No.:

**4**

Scale: AS SHOWN

Rev. No.:

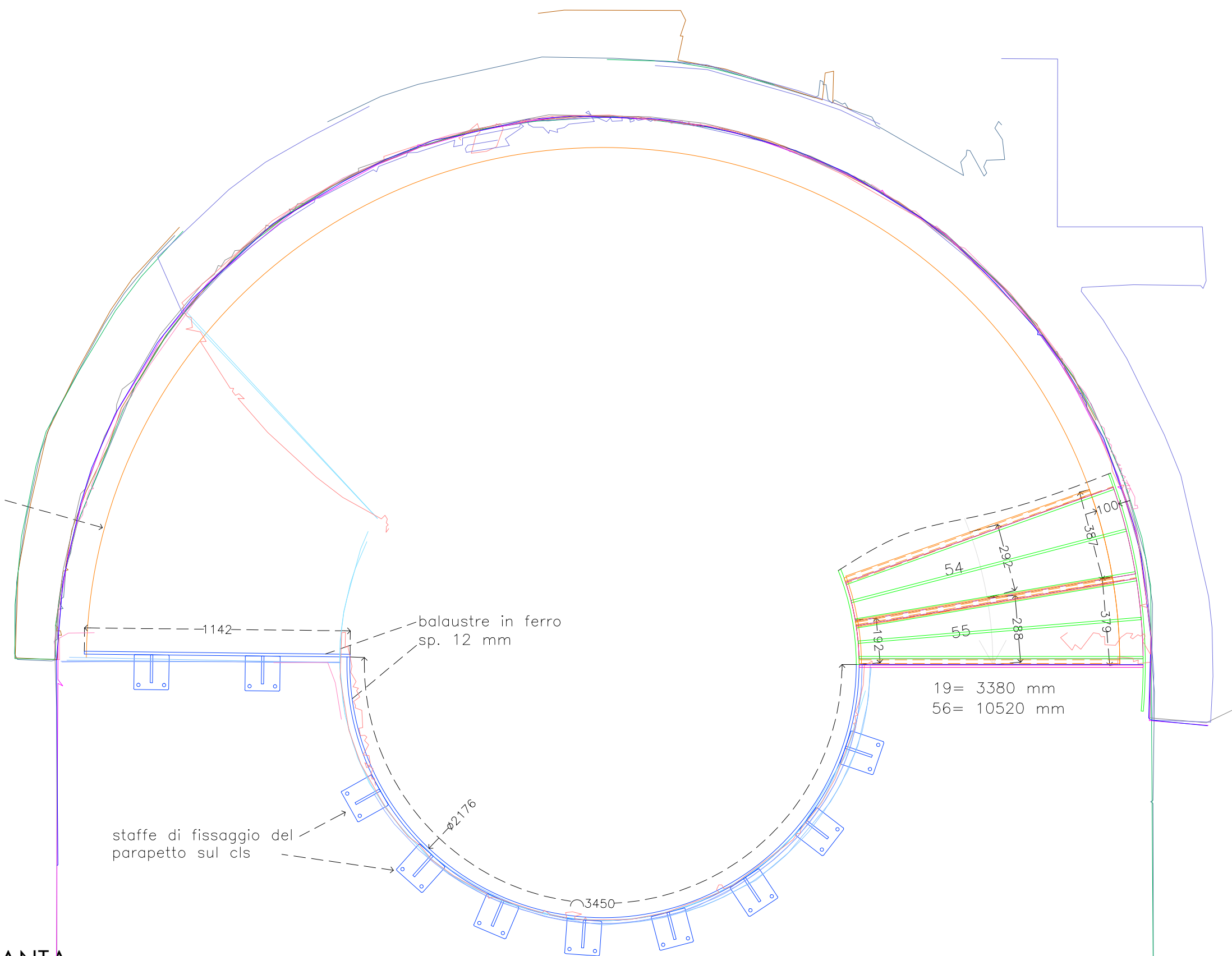
Rev. Date:



Notes:

1. All ideas, designs, arrangements and plans indicated or represented by this drawing are owned by and the property of INTERBAU and were created, evolved, and developed for use on, and connection with the specified project. None of such ideas, design arrangements or plans shall be used without the permission of INTERBAU.
2. All the dimensions must be verified in field.
3. INTERBAU is not responsible for additional costs and/or delays due to unforeseen field condition that might effect changes of the stair.
4. INTERBAU is not responsible for structural engineering work other than stair structure. GC and/or Architect is responsible to coordinate structure with structural engineer.
5. With the exception of the drawings and technical specifications prepared in these sheets, INTERBAU is not responsible to provide a "set" of construction documents.
6. No changes or alteration to details will be processed or accepted via email, fax or phone. All detail changes must be on INTERBAU drawing.

parete al  
finito



**05** PIANTA  
balaustre piano secondo

Project Title:

SCALA MOD. 500 ELICOIDALE

Sheet Title:

PIANTA BALAUSTRATA P. II

Drawing No.:

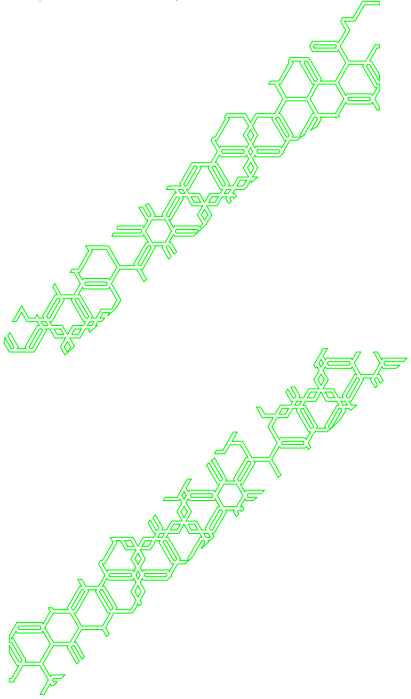
5

Scale: AS SHOWN

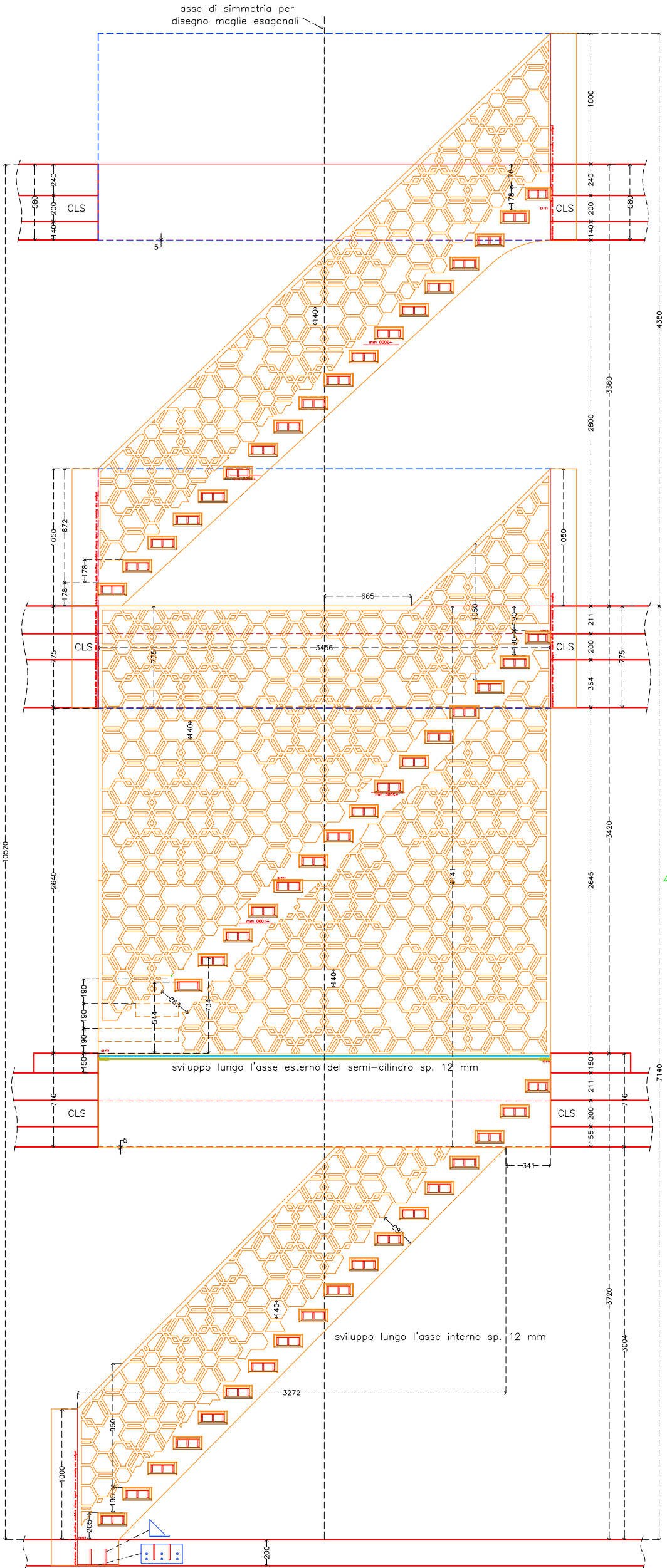
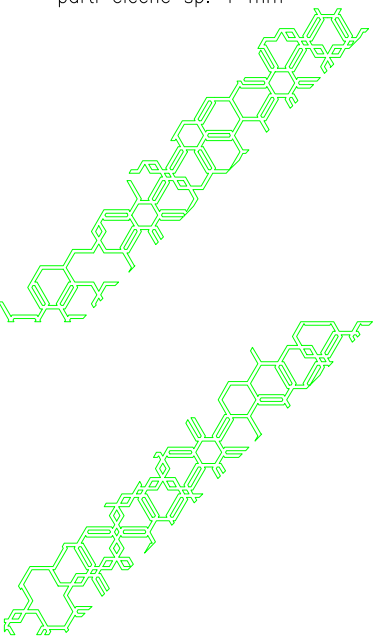
Rev. No.:

Rev. Date:

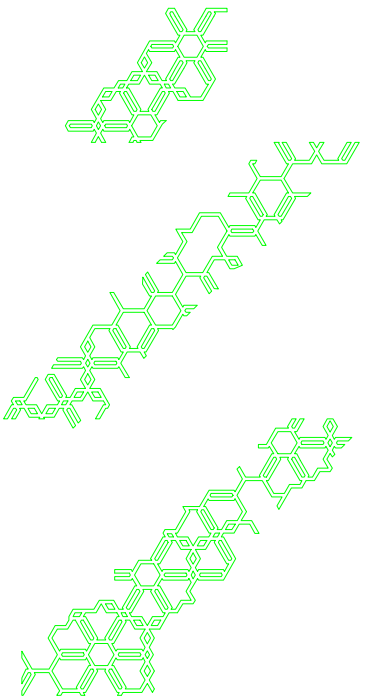
dime da sovrapporre alle  
parti cieche sp. 1 mm



dime da sovrapporre alle  
parti cieche sp. 1 mm



dime da sovrapporre alle  
parti cieche sp. 1 mm



Studirol Treppen Srl

VIA SAN VESPAZIO 11 - 39042 DOGNO  
Tel. +39 0471 820821 - Fax +39 0471 820833  
www.studirol.com - email: studirol@studiorol.it

Notes:

1. All ideas, designs, arrangements and plans indicated by this drawing are owned by and the property of INTERBAU and were created, evolved, and developed for use on, and connection with the specified project. None of such ideas, design arrangements or plans shall be used without the permission of INTERBAU.
2. All the dimensions must be verified in field.
3. INTERBAU is not responsible for additional costs and/or delays due to unforeseen field condition that might effect changes of the stair.
4. INTERBAU is not responsible for structural engineering work other than stair structure. GC and/or Architect is responsible to coordinate structure with structural engineer.
5. With the exception of the drawings and technical specifications prepared in these sheets, INTERBAU is not responsible to provide a "set" of construction documents.
6. No changes or alteration to details will be processed or accepted via email, fax or phone. All detail changes must be on INTERBAU drawing.

Project Title:

SCALA MOD. 500 ELICOIDALE

Sheet Title:

PROSPETTI INTERNI RINGHIERE

Drawing No.:

Rev. No.:

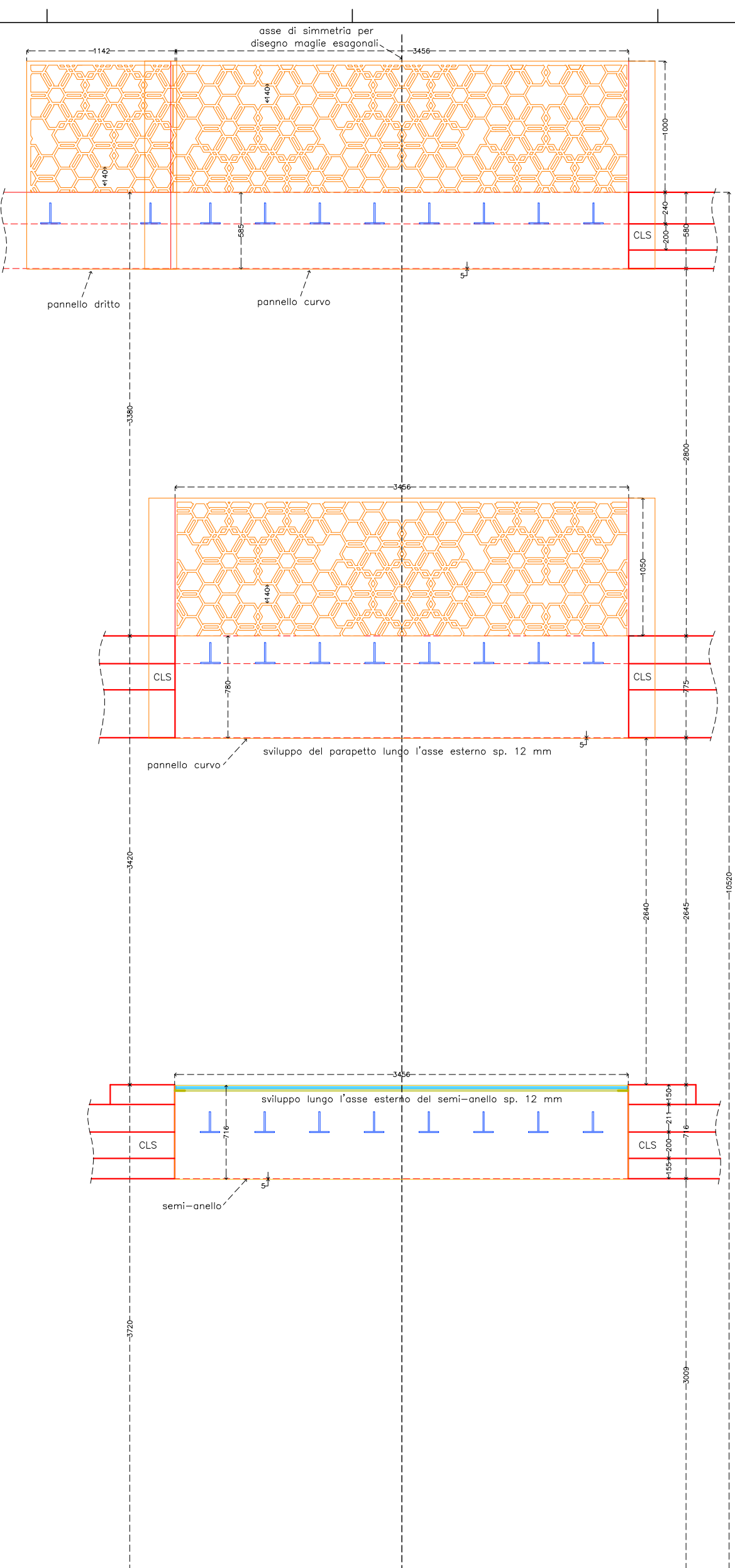
Rev. Date:

6

Scale: AS SHOWN

Notes:

1. All ideas, designs, arrangements and plans indicated or represented by this drawing are owned by and the property of INTERBAU and were created, evolved, and developed for use on, and connection with, the specified project. None of such ideas, design arrangements or plans shall be used without the permission of INTERBAU.
2. All the dimensions must be verified in field.
3. INTERBAU is not responsible for additional costs and/or delays due to unforeseen field condition that might affect changes of the stair.
4. INTERBAU is not responsible for structural engineering work other than stair structure. GC and/or Architect is responsible to coordinate structure with structural engineer.
5. With the exception of the drawings and technical specifications prepared in these sheets, INTERBAU is not responsible to provide a "set" of construction documents.
6. No changes or alteration to details will be processed or accepted via email, fax or phone. All detail changes must be on INTERBAU drawing.



07 PROSPETTI INTERNI  
balaustre

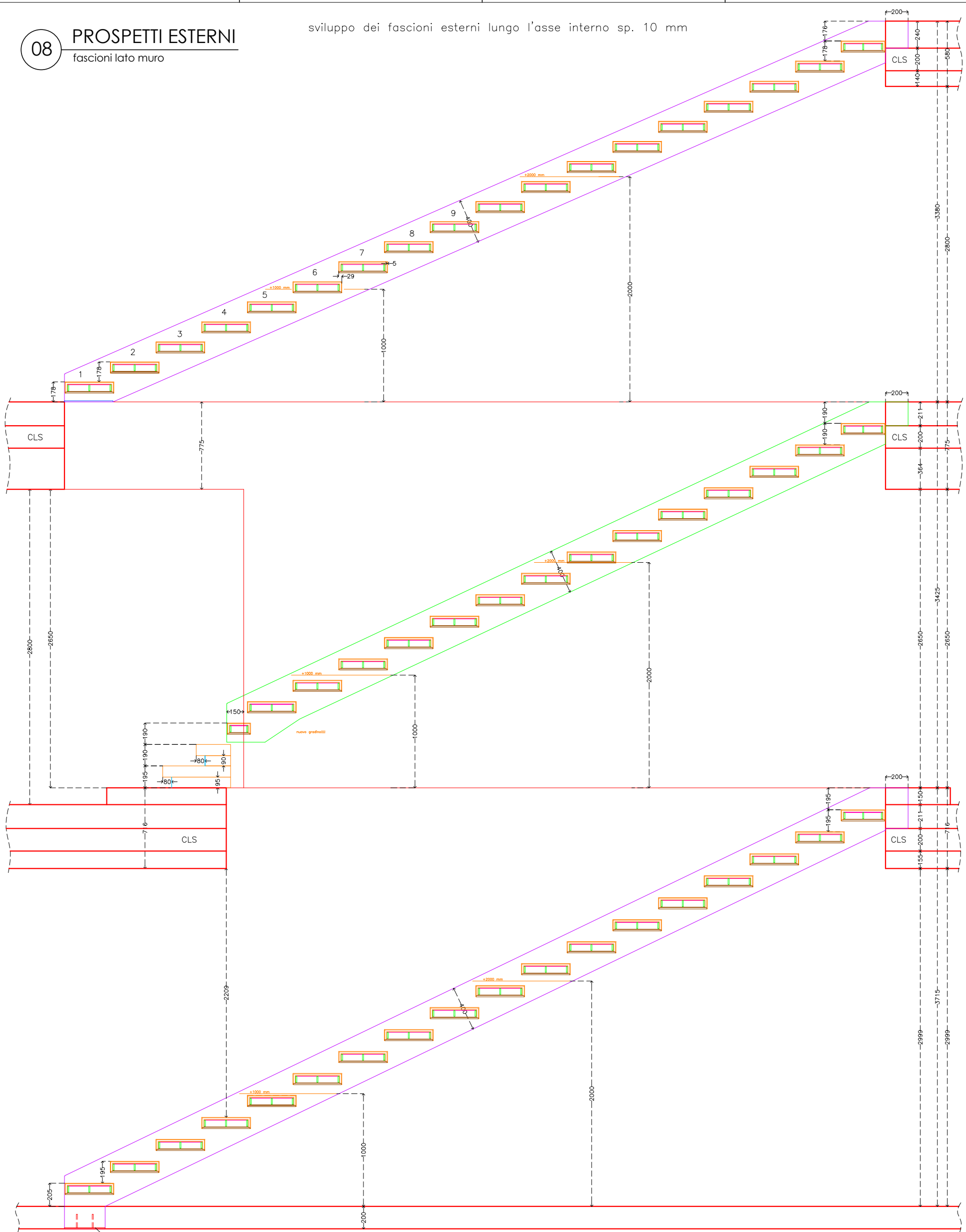
Project Title:  
**SCALA MOD. 500 ELICOIDALE**

Sheet Title:  
**PROSPETTI INTERNI BALAUSTRRE**

Drawing No.:	Rev. No.:	Rev. Date:

7

Scale: AS SHOWN



**interbau**  
STYLING & DESIGN

Studirol Treppen Srl

www.studirol.com  
Via S. Maria Maddalena 11, 39040 Bolzano, Italy  
Tel. +39 0471 908210 Fax +39 0471 908233

- Notes:
1. All ideas, designs, arrangements and plans indicated by this drawing are owned by and the property of INTERBAU and were created, evolved, and developed for use on, and connection with the specified project. None of such ideas, design arrangements or plans shall be used without the permission of INTERBAU.
  2. All the dimensions must be verified in field.
  3. INTERBAU is not responsible for additional costs and/or delays due to unforeseen field condition that might effect changes of the stair.
  4. INTERBAU is not responsible for structural engineering work other than stair structure. GC and/or Architect is responsible to coordinate structure with structural engineer.
  5. With the exception of the drawings and technical specifications prepared in these sheets, INTERBAU is not responsible to provide a "set" of construction documents.
  6. No changes or alteration to details will be processed or accepted via email, fax or phone. All detail changes must be on INTERBAU drawing.

Project Title:  
**SCALA MOD. 500 ELICOIDALE**

Sheet Title:  
**PROSPETTI ESTERNI LATO MURO**

Drawing No.: **8**

Rev. No.:	Rev. Date:

Scale: AS SHOWN